

Silencers - Cylindrical

Silencer Selection

Call Silex for immediate assistance in selecting the appropriate silencer that best suits your application's acoustical and backpressure requirements or consult the silencer selection guide in our catalogue. You can also use Silex's exclusive Silencer Sizing and Selection Program "Silex Digital Engineer" found on the Company's secure website at www.silex.com.

Dimensions

Model	A	B	C	D	F**	G	H	Wgt.
JC-1.5	1.5	9 (229)	24 (610)	30 (762)	4.0 (102)	7.5 (191)	27 (686)	22 (10)
JC-2	2	10 (254)	30 (762)	36 (914)	4.5 (114)	8.0 (203)	33 (838)	30 (14)
JC-2.5	2.5	12 (305)	34 (864)	40 (1016)	5.5 (140)	9.0 (229)	37 (940)	42 (19)
JC-3	3	14 (356)	40 (1016)	46 (1168)	5.5 (140)	10.0 (254)	43 (1092)	66 (30)
JC-3.5	3.5	16 (406)	44 (1118)	50 (1270)	6.5 (165)	11.0 (279)	47 (1194)	84 (38)
JC-4	4	16 (406)	43 (1092)	51 (1295)	6.5 (165)	12.0 (305)	47 (1194)	92 (42)
JC-5	5	18 (457)	54 (1372)	62 (1575)	7.0 (178)	13.0 (330)	58 (1473)	123 (56)
JC-6	6	22 (559)	61 (1549)	69 (1753)	8.5 (216)	15.0 (381)	65 (1651)	165 (75)
JC-8	8	26 (660)	74 (1880)	82 (2083)	10.0 (254)	17.0 (432)	78 (1981)	345 (157)
JC-10	10	30 (762)	94 (2388)	102 (2591)	12.0 (305)	19.0 (483)	98 (2489)	501 (227)
JC-12	12	36 (914)	104 (2642)	112 (2845)	15.0 (381)	22.0 (559)	108 (2743)	674 (306)
JC-14	14	40 (1016)	110 (2794)	120 (3048)	15.5 (394)	25.0 (635)	115 (2921)	1096 (497)
JC-16	16	45 (1143)	116 (2946)	126 (3200)	17.0 (432)	27.5 (699)	121 (2073)	1504 (682)
JC-18	18	50 (1270)	125 (3175)	135 (3429)	19.5 (495)	30.0 (762)	130 (3302)	2118 (961)
JC-20	20	54 (1372)	139 (3531)	149 (3785)	21.5 (546)	32.0 (813)	144 (3658)	2483 (1126)
JC-22	22	60 (1524)	147 (3734)	157 (3988)	23.0 (584)	35.0 (889)	152 (3861)	2950 (1338)
JC-24	24	64 (1626)	154 (3912)	164 (4166)	24.5 (622)	37.0 (940)	159 (4039)	3390 (1538)
JC-26	26	68 (1727)	174 (4420)	184 (4674)	25.5 (648)	39.0 (991)	179 (4547)	4075 (1484)
JC-28	28	72 (1829)	195 (4953)	205 (5207)	27.0 (686)	41.0 (1041)	200 (5080)	4729 (2145)
JC-30	30	78 (1981)	210 (5334)	220 (5588)	28.5 (724)	44.0 (1118)	215 (5461)	6643 (3013)

**For F dimension other than that specified, please contact Silex.

Available in sizes up to 60" inlet

Options

- Aluminized steel, 304, 316 or 316L stainless steel, Corten Steel
- Dual inlet or Custom inlet/outlet configurations
- Thermal insulation blankets to suit all configurations
- Mounting brackets, gussets and lifting lugs available at additional cost

Metric dimensions rounded to nearest mm.

Dimensions and weights are nominal and may vary slightly in production models.

Application & Performance

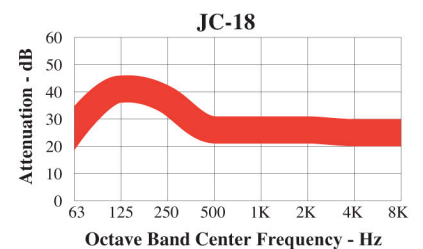
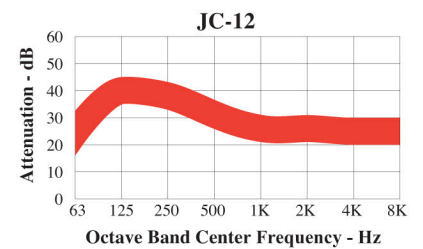
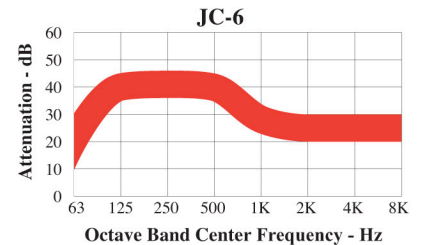
The Super Critical Grade series are reactive silencers. All of the silencers are manufactured from light to heavy gauge steel and finished with high temperature paint. Flanges are ANSI 125/150# and a drain is included as a standard component on the silencer.

JC Series

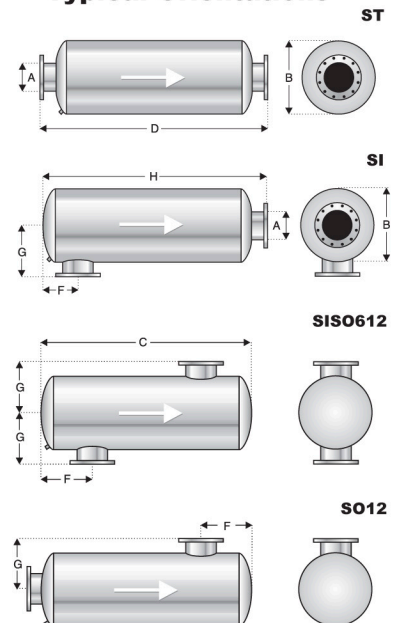
30 - 38 dBA

Super Critical Grade

Typical Attenuation Curve



Typical Orientations



誥鑫企業有限公司
ARITH COMPANY LTD.

地址：台北市 105 復興北路 427 巷 30 號
電話：(02)2717-5038 (代表號)
傳真：(02)2717-5039
郵件：taipei@arith.com.tw
網址：www.arith.com.tw